

7 Things

That Baking Soda Can Effectively Clean


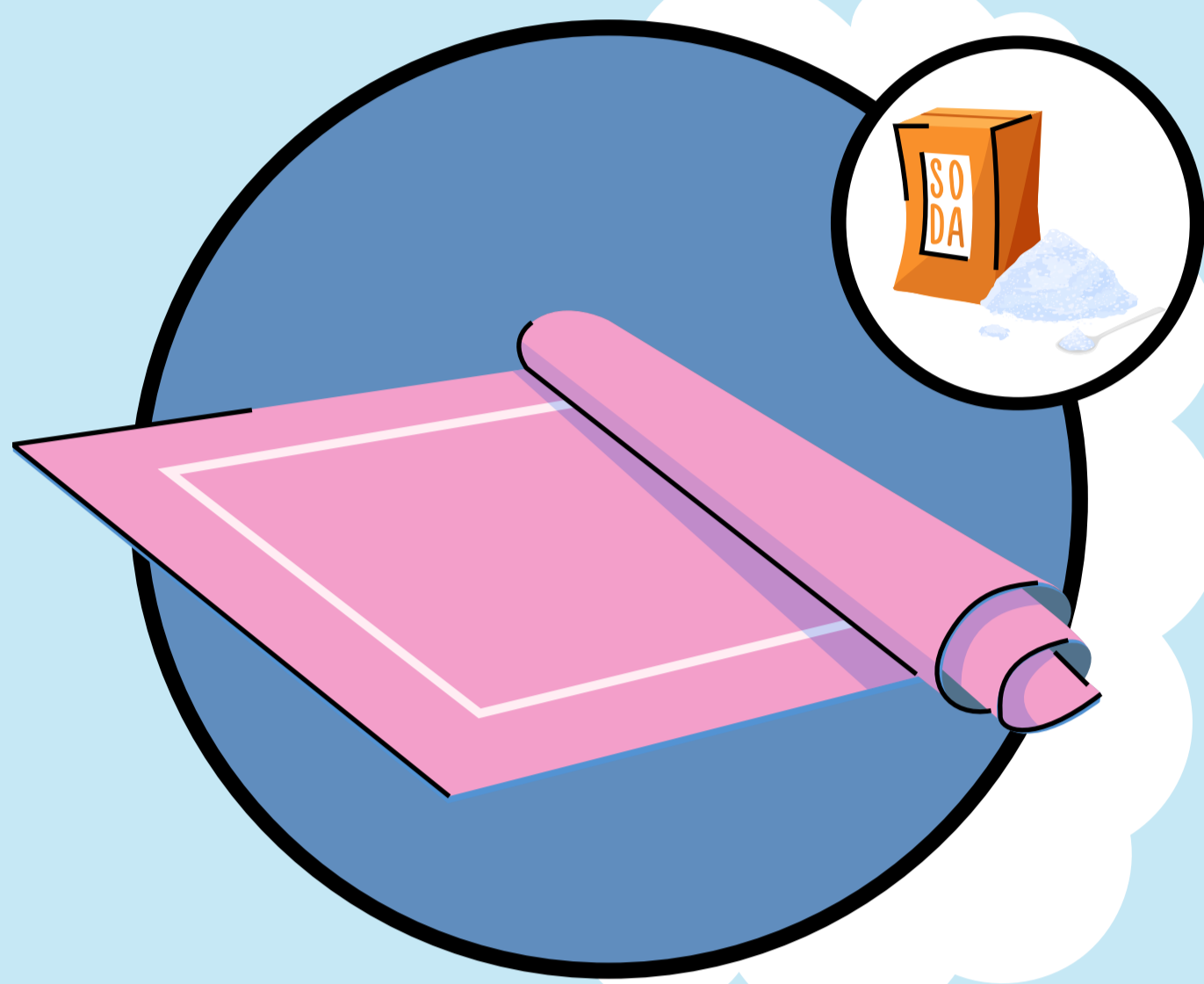


Ceramic Mugs And China

Have you tried to remove pesky stains from your ceramic pieces to no avail? Baking soda is the answer, especially when avoiding harsh chemicals! Sprinkle a little on a scouring pad, add water, and gently scrub your ceramic or china.

Carpets

Whether dealing with old or fresh stains in your carpet, baking soda works wonders, acting deep inside the fibers. Mix warm water, two teaspoons of baking soda, and a capful of fabric softener, all inside a spray bottle.




Walls

Cleaning walls is risky. If you're not careful, you can end up damaging the paint. Luckily, baking soda does the job just right! Apply a paste made with ½ cup baking soda and three teaspoons of water, and scrub with a kitchen sponge.

Laundry

Baking soda helps remove stains from your clothes! It makes your laundry load white and clean again and takes care of bad odors. The only thing you need to do is add a cup of baking soda to the laundry load before starting the washing cycle.





Windows

If you're out of glass cleaner, baking soda is powerful enough to tackle grime while being gentle on glass. Spray your windows with a mix of five parts water, one part baking soda, and a trickle of dish soap, then wipe.

Tiles And Grout

Light-colored tiles and grout can be hard to maintain. However, baking soda can quickly leave them in pristine condition. Make a mixture of two parts baking soda and one part water. Then, scrub stains with a medium-bristled toothbrush.



Dishwasher

After using your dishwasher for a while, it's normal to notice stains, gunk, and bad odors. Usually, cleaning it by hand is the way to go. However, you can quickly do this by adding a 1/2 cup of baking soda to a warm cycle.

